

Canon

JCS-HR5U

Compact HDMI/USB 3.0 HD Video Camera



CANON MEDICAL COMPONENTS EUROPE B.V. Video Sensing Devices introduces the new JCS-HR5U camera. The real-time 60 fps full HD USB 3.0 video camera represents an important advancement in clinical microscopy imaging applications. The ultra-compact camera features both HDMI® and SuperSpeed USB image outputs for *simultaneous*, real-time live viewing from a monitor plus high-res image capture to a computer. It is optimal for color documentation systems integration in the fields of bio imaging, scientific imaging, and live tissue imaging.

The 1.75" x 1.75" x 3" camera integrates easily with any clinical microscope using a C-mount lens adapter. Incorporating the latest CMOS sensor technology and advanced image processing provides exceptional sensitivity and color accuracy for a real-time video solution.



JCS-HR5U

Compact HDMI/USB 3.0 HD Video Camera

FULL HD, ULTRA-COMPACT DUAL-OUTPUT VIDEO CAMERA
HDMI & USB 3.0

Performance Specifications

JCS-HR5U

Image sensor	1/2.8 inch color CMOS sensor (progressive scan, rolling shutter)
Lens mount	C mount
Image output	HDMI 1.4a 4:4:4 : 1920 x 1080 / 59.94Hz USB 3.0 (UVC1.1 compliant YUV4:2:2 : USB 3.1 Gen 1) 1920 x 1080 / 59.94fps (USB 3.0 mode theoretical maximum) 1920 x 1080 / 10fps (USB 2.0 mode theoretical maximum)
Sensitivity	F10 standard (2000lx, 3100K, gain OFF, gamma OFF, 59.94Hz); F11 standard (2000lx, 3100K, gain OFF, gamma OFF, 50Hz)
Minimum illumination	4lx standard (F1.4, 3100K, gain +20dB, gamma OFF, 59.94Hz) 3.3lx standard (F1.4, 3100K, gain +20dB, gamma OFF, 50Hz)
Power requirements	DC12V± 10%, power consumption approx. 4.5W
Environmental	0°C ~ + 40°C (32°F ~ +104°F) operating -20°C ~ + 60°C (-4°F ~ +140°F) non-operating Humidity 90% or less non-condensing
Gain	AUTO / MANUAL : 0 ~ 20dB / OFF
White balance	AWB (Automatic White Balance) / MANUAL
Shutter	AUTO / MANUAL (OFF ~ 1/10000s)
Image optimization function	MATRIX color correction (12 colors), gamma correction, detail gain, master pedestal chroma gain setting, knee correction
Special function	Flip / mirror, digital crosshair lines

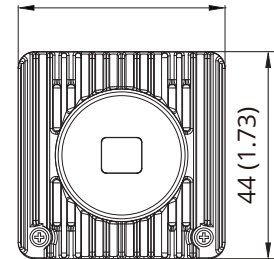
This product is marked with "CE" and therefore complies with the applicable harmonized European standards listed under the Directive 2014/30/EU and 2011/65/EU.

Exterior Dimensions

Measurements in Millimeters (Inches)

FRONT

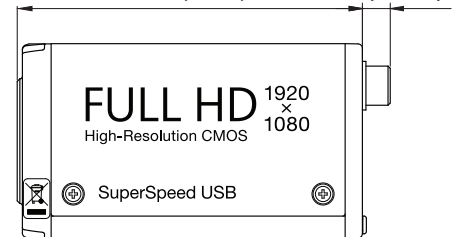
44 (1.73)



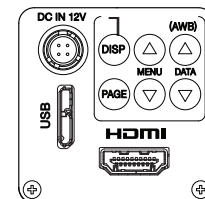
SIDE

78.1 (3.075)

6.3 (0.248)



REAR



Weight approx. 170 g (0.375 lbs)

Output & connector format;
HDMI 1.4a Type A terminal
USB Video Class,
UVC 1.1 Micro-B connector
USB 3.1, Gen 1

Connections

JCS-HR5U

Ultra-Compact Camera
(Lens not included)



HDMI

1920 X 1080
Full HD
59.94 fps



USB 3.0

1920 X 1080
Full HD
Up to 59.94 fps,



(Microscope lens
adapter not included)

Performance based on attached HW capabilities

Capture still frames and video using UVC
compliant SW applications (not provided)

Maximum fps requires sustained data
throughput of 1.99Gbit/s (158MB/s)

Canon

CANON MEDICAL COMPONENTS EUROPE B.V. Video Sensing Devices
Bovenkerkerweg 59, 1185 XB, Amstelveen, Netherlands

© 2023 CANON MEDICAL COMPONENTS EUROPE B.V. All rights reserved. All products and names mentioned are the property of their respective owners. While Canon has made every effort at the time of publication to ensure the accuracy of the information provided herein, product specifications, configurations, prices, system/component/options availability are all subject to change without notice. When used for medical imaging applications, the customer assumes full responsibility and liability to determine suitability for use as well as responsibility for documentation and testing to comply with relevant medical device standards. Canon assumes no liability for such applications.